








Department of Business Employment Rate

Major	2015	2016	2017-2018	2018-2019	2019-2020	2020-2021	2021-2022	2022-2023	
BBA Accounting	71%	100%	100%	100%	100%	57%	100%	50%	
BBA Business Education	100%	NA	NA	NA	100%	NA	NA	100%	
BBA Business Managmeent	68%	70%	91%	84%	77%	26%	87%	39%	
BBA Computer Information Systems	NA	NA	NA	NA	NA	NA	33%	NA	
BBA Finance	67%	100%	100%	100%	80%	100%	56%	100%	
BBA Marketing	71%	100%	89%	85%	92%	100%	67%	75%	
BBA NonProfit Business and Social Enterprise	100%	8%	86%	100%	100%	100%	100%	25%	
Average	80%	76%	93%	94%	92%	77%	74%	65%	